

NEW FREE LOCK SYSTEM

KDRGEAR

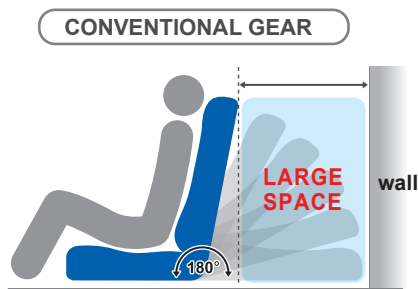
NEW

KDR-H / KDR-L

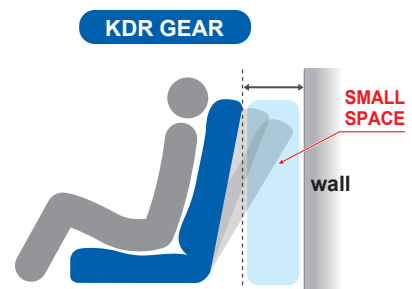


FREE LOCK FUNCTION

- After releasing the gear lock, you can adjust the angle needed without flattening the back in advance. It is possible to operate the angle adjustment even in a small and narrow space. You can place the chair not much space in front of the wall.



A large space is required
Before the angle adjustment, you must flatten the back in advance.



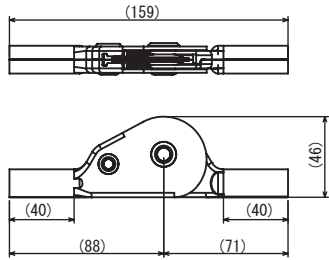
Not much space required
With this newly invented free-lock system, you can adjust the angle even in a small and narrow space.

NEW FREE LOCK GEAR

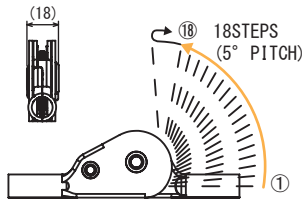
KOYO Corporation
<http://www.koyogear.com>
 Email: info@koyoeng.co.jp



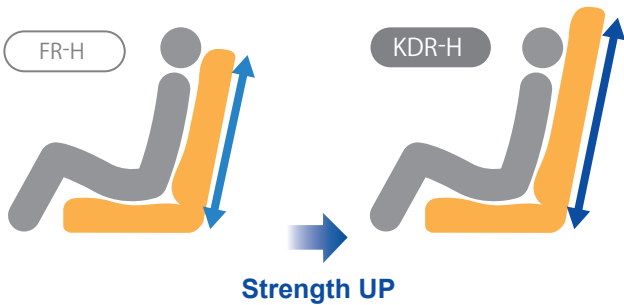
KDR-H 1.2 / KDR-H 1.6



Durability 330N·m

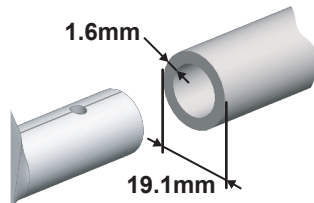
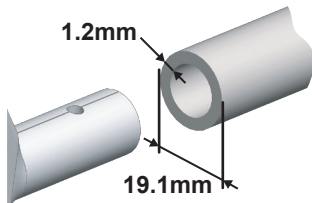


■ KDR-H can be used for higher back products than FR-H.

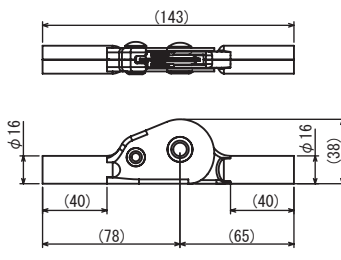


■ Adaptable tube size (KDR-H 1.2)

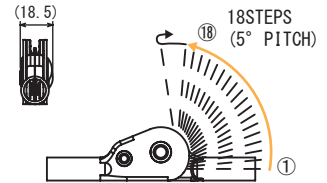
■ Adaptable tube size (KDR-H 1.6)



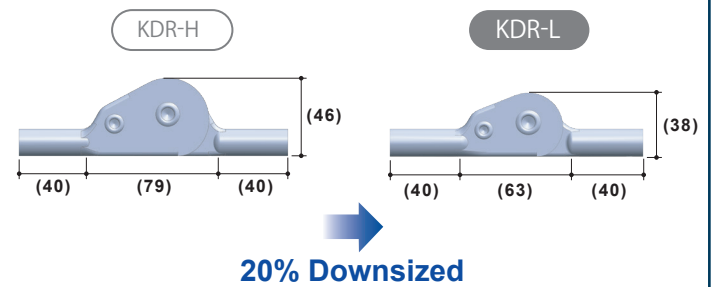
KDR-L 1.2



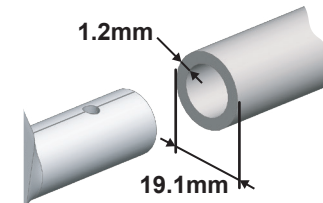
Durability 230N·m



■ Compact size compared to KDR-H

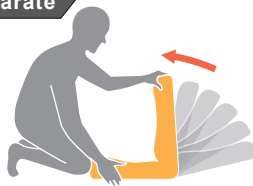


■ Adaptable tube size (KDR-L 1.2)



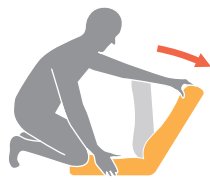
■ Unlike conventional free locks, there are no resin parts, making welding will be easier.

How to operate



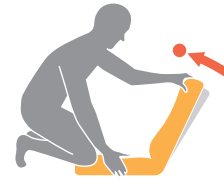
1 Release

Pull the back in front, and unlock



2 Free

Adjust the angle you need



3 Lock

Pull in the back a little bit, and lock the position

KDR OPTIONS

■ WITH PLASTIC COVER
 Floor protection
 Prevention of catching texture

